

NATIONAL BOARD OF ACCREDITATION

Data Capturing Points of the Program Applied for NBA Accreditation– Tier I/II UG (Engineering) Institute Programs

Program Name : Electronics & Communication Engineering	Discipline : Engineering & Technology
Level : Under Graduate	Tier : 1
Application No : 11572	Date of Submission : 03-03-2026

PART A- Profile of the Institute

A1.Name of the Institute: PSN COLLEGE OF ENGINEERING AND TECHNOLOGY	
Year of Establishment : 2001/2001	Location of the Institute:
A2. Institute Address: MELATHEDIYOOR,PALAYAMKOTTAI TALUK,TIRUNELVELI DISTRICT.	
City:TIRUNELVELI	State:Tamil Nadu
Pin Code:627152	Website:www.psnct.ac.in
Email:DRPSUYAMBU@GMAIL.COM	Phone No(with STD Code):04634-279680
A3. Name and Address of the Affiliating University (if any):	
Name of the University : NIL	City:
State :	Pin Code:
A4. Type of the Institution: Self-Supported Institute	
A5. Ownership Status:	

A6. Details of all Programs being Offered by the Institution:

- No. of UG programs: **11**
- No. of PG programs: **8**

Table No. A6.1: List of all programs offered by the Institute.

Sr.No.	Discipline	Level of program	Name of the program	Year of Start	Year of Closed	Name of The Department
1	Engineering & Technology	UG	Aeronautical Engineering	2005	--	Aeronautical Engineering
2	Engineering & Technology	PG	Applied Electronics	2007	--	Electronics and Communication Engineering
3	Engineering & Technology	UG	Artificial Intelligence and Data Science	2024	--	Artificial Intelligence and Data Science
4	Engineering & Technology	PG	Avionics Engineering	2009	--	Electronics and Communication Engineering
5	Engineering & Technology	UG	Biomedical Engineering	2024	--	Biomedical Engineering
6	Engineering & Technology	UG	Civil Engineering	2009	--	Civil Engineering
7	Engineering & Technology	PG	Communication Systems	2009	--	Electronics and Communication Engineering
8	Engineering & Technology	PG	Computer Science and Engineering	2008	--	Computer Science and Engineering

9	Engineering & Technology	UG	Computer Science and Engineering	2001	--	Computer Science and Engineering
10	Engineering & Technology	UG	Computer Science and Engineering (Artificial Intelligence & Machine Learning)	2024	--	Computer Science and Engineering (Artificial Intelligence and Machine Learning)
11	Engineering & Technology	PG	Cryogenic Engineering	2011	--	Mechanical Engineering
12	Engineering & Technology	UG	Electrical and Electronics Engineering	2004	--	Electrical and Electronics Engineering
13	Engineering & Technology	UG	Electronics & Communication Engineering	2001	--	Electronics and Communication Engineering
14	Engineering & Technology	PG	Embedded Systems Technologies	2009	--	Electrical and Electronics Engineering
15	Engineering & Technology	PG	Information Technology	2007	--	Computer Science and Engineering
16	Engineering & Technology	UG	Marine Engineering	2002	--	Marine Engineering
17	Engineering & Technology	UG	Mechanical & Automation Engineering	2011	--	Mechanical and Automation Engineering
18	Engineering & Technology	UG	Mechanical Engineering	2009	--	Mechanical Engineering
19	Management	PG	Master of Business Administration	2006	--	Management

A7. Programs to be considered for Accreditation vide this Application:

Table No. A7.1: List of programs to be considered for accreditation.

Name of the Department	Having Allied Departments	Name of the Program	Program Level
Electrical and Electronics Engineering	No	Electrical and Electronics Engineering	UG
Computer Science and Engineering	Yes	Computer Science and Engineering	UG
Electronics and Communication Engineering	Yes	Electronics & Communication Engineering	UG
Mechanical Engineering	Yes	Mechanical Engineering	UG

Table No. A7.2: Allied Department(s) to the Department of the program considered for accreditation as above.
Cluster ID. Name of the Department (in table no. A7.1) Name of allied Departments/Cluster (for table no. A7.1)

Allied Department/Cluster Name	Program Name	Program Level
Biomedical Engineering	Biomedical Engineering	UG

PART-B: Program information

B1. Provide the Required Information for the Program Applied For:

Table No. B1: Program details.

A. List of the Programs Offered by the Department:

SR.NO.	PROGRAM NAME	PROGRAM APPLIED LEVEL	YEAR OF START / YEAR OF CLOSED	SANCTIONED INTAKE	INCREASE/DECREASE INTAKE (if any)	YEAR OF INCREASE/DECREASE	CURRENT INTAKE	YEAR OF AICTE APPROVAL	AICTE/COMPETENT AUTHORITY ARROVAL DETAILS	ACCREDITATION STATUS	FROM	TO	NO. OF TIMES PROGRAM ACCREDITED	PROGRAM DURATION
1	Electronics & Communication Engineering	UG	2001 / --	60	Yes	2005	90	2005	F.NO.732-52-396(E)/ET/2001 24th October, 2007	Applying first time	--	--	0	4

Sanctioned Intake for Last Five Years for the Applied Electronics	
Academic Year	Sanctioned Intake
2025-26	90
2024-25	90
2023-24	90
2022-23	90
2021-22	90
2020-21	90

List of the Allied Departments/Cluster and Programs:

SR.NO.	ALLIED DEPARTMENT NAME	PROGRAM NAME	PROGRAM APPLIED LEVEL	YEAR OF START / YEAR OF CLOSED	SANCTIONED INTAKE	INCREASE/DECREASE INTAKE (if any)	YEAR OF INCREASE/DECREASE	CURRENT INTAKE	YEAR OF AICTE APPROVAL	AICTE/COMPETENT AUTHORITY ARROVAL DETAILS	ACCREDITATION STATUS	FROM	TO	NO. OF TIMES PROGRAM ACCREDITED
1	Biomedical Engineering	Biomedical Engineering	UG	2024 / --	60	No	NA	60	2024	F.NO.Southern/1-43658226705/2024/EOA	Not eligible for accreditation	--	--	0

B2. Detail of Head of the Department for the program under consideration:

A. Name of the HoD :	Dr.T.Rajesh
B. Nature of appointment:	Regular
C. Qualification:	Ph.D

B3. Program Details

Table No.B3.1: Admission details for the program excluding those admitted through multiple entry and exit points.

Item (Information to be provided cumulatively for all the shifts with explicit headings, wherever applicable)	2025-26 (CAY)	2024-25 (CAYm1)	2023-24 (CAYm2)	2022-23 (CAYm3)	2021-22 (CAYm4)	2020-21 (CAYm5)	2019-20 (CAYm6)
N=Sanctioned intake of the program (as per AICTE /Competent authority)	90	90	90	90	90	90	90

N1=Total no. of students admitted in the 1st year minus the no. of students, who migrated to other programs/ institutions plus no. of students, who migrated to this program	90	46	90	77	50	54	50
N2=Number of students admitted in 2nd year in the same batch via lateral entry including leftover seats	0	5	2	3	3	5	2
N3=Separate division if any	0	0	0	0	0	0	0
N4=Total no. of students admitted in the 1st year via all supernumerary quotas	0	0	0	0	0	0	0
Total number of students admitted in the program (N1 + N2 + N3 + N4) - excluding those admitted through multiple entry and exit points.	90	51	92	80	53	59	52

CAY= Current Academic Year. CAYm1= Current Academic Year Minus 1 CAYm2= Current Academic Year Minus 2. LYG= Last Year Graduate. LYGm1= Last Year Graduate Minus 1. LYGm2= Last Year Graduate Minus 2.

B4. Enrolment Ratio in the First Year

Table No. B4.1: Student enrolment ratio in the 1st year.

Year of entry	N (From Table 4.1)	N1 (From Table 4.1)	N4 (From Table 4.1)	Enrollment Ratio [(N1/N)*100]
2025-26 (CAY)	90	90	0	100.00
2024-25 (CAYm1)	90	46	0	51.11
2023-24 (CAYm2)	90	90	0	100.00

Average $[(ER1 + ER2 + ER3) / 3] = 83.70 \approx 17.00$

B5. Success Rate of the Students in the Stipulated Period of the Program

Table No.B5.1: The success rate in the stipulated period of a program.

Item	(2021-22) LYG	(2020-21) LYGm1	(2019-20) LYGm2
A*=(No. of students admitted in the 1st year of that batch and those actually admitted in the 2nd year via lateral entry, plus the number of students admitted through multiple entry (if any) and separate division if applicable, minus the number of students who exited through multiple entry (if any).	93.00	95.00	92.00
B=No. of students who graduated from the program in the stipulated course duration	32.00	19.00	35.00
Success Rate (SR)= (B/A) * 100	34.41	20.00	38.04

Average SR of three batches $((SR_1 + SR_2 + SR_3)/3)$: 30.82

B6. Academic Performance of the First-Year Students of the Program

Table No.B6.1: Academic Performance of the First-Year Students of the Program.

Academic Performance	CAYm1 (2024-25)	CAYm2(2023-24)	CAYm3 (2022-23)
Mean of CGPA or mean percentage of all successful students(X)	7.80	7.40	7.50
Y=Total no. of successful students	46.00	73.00	44.00
Z=Total no. of students appeared in the examination	46.00	90.00	77.00
API $[X*(Y/Z)]$	7.80	6.00	4.29

Average API $[(AP1+AP2+AP3)/3]$: 6.03

B7: Academic Performance of the Second Year Students of the Program

Table No.B7.1: Academic Performance of the Second Year Students of the Program.

Academic Performance	CAYm1 (2024-25)	CAYm2 (2023-24)	CAYm3 (2022-23)
X=(Mean of 2nd year grade point average of all successful students on a 10-point scale) or (Mean of the percentage of marks of all successful students in 2nd year/10)	7.72	7.32	7.28
Y=Total no. of successful students	74.00	46.00	35.00
Z=Total no. of students appeared in the examination	75.00	47.00	35.00
API [X * (Y/Z)]	7.62	7.16	7.28

Average API [(AP1 + AP2 + AP3)/3] : 7.35

B8. Academic Performance of the Third Year Students of the Program

Table No.B8.1: Academic Performance of the Third Year Students of the Program

Academic Performance	CAYm1 (2024-25)	CAYm2 (2023-24)	CAYm3 (2022-23)
X=(Mean of 3rd year grade point average of all successful students on a 10-point scale) or (Mean of the percentage of marks of all successful students in 3rd year/10)	7.90	7.26	7.45
Y=Total no. of successful students	46.00	35.00	24.00
Z=Total no. of students appeared in the examination	46.00	35.00	24.00
API [X*(Y/Z)]:	7.90	7.26	7.45

Average API [(AP1 + AP2 + AP3)/3] : 7.54

B9. Placement, Higher Studies, and Entrepreneurship

Table No.B9.1: Placement, higher studies, and entrepreneurship details.

Item	LYG (2021-22)	LYGm1(2020-21)	LYGm2(2019-20)
FS*=Total no. of final year students	93.00	95.00	92.00
X=No. of students placed	32.00	19.00	35.00
Y=No. of students admitted to higher studies	1.00	2.00	3.00
Z= No. of students taking up entrepreneurship	1.00	0.00	0.00
Placement Index(P) = ((X + Y + Z)/FS) * 100):	36.56	22.11	41.30

Average Placement Index = (P_1 + P_2 + P_3)/3: 33.32 Placement Index Points:

PART C: Faculty Details in Department and Allied Departments

(Data to be filled in for the Department and Allied Departments)

C1. Faculty details of Department and Allied Departments

Table No.C1: Faculty details in the Department for the past 3 years including CAY

Sr.No	Name of the Faculty	PAN No.	Highest degree	University	Area of Specialization	Date of Joining in this Institution	Experience in years in current institute	Designation at Time Joining in this Institution	Present Designation	The date on which Designated as Professor/ Associate Professor if any	Nature of Association (Regular/ Contract/ Ad hoc)	Currently Associated (Y/N)	In case of NO, Date of Leaving	IS HOD?
-------	---------------------	---------	----------------	------------	------------------------	-------------------------------------	--	---	---------------------	---	---	----------------------------	--------------------------------	---------

1	Dr.Rathika P	XXXXXXX12J	Ph.D	ANNA UNIVERSITY	Electrical Engineering	09/09/2021	4.4	Professor	Professor	09/09/2021	Regular	Yes		No
2	Mr.S.Manikandan	XXXXXXX98C	M.E.	ANNA UNIVERSITY	Applied Electronics	13/08/2009	16.5	Assistant Professor	Assistant Professor		Regular	Yes		No
3	Mr.S.Sureshkannan	XXXXXXX48L	M.E.	ANNA UNIVERSITY	Applied Electronics	03/01/2022	4	Assistant Professor	Assistant Professor		Regular	Yes		No
4	Dr.K.Sakthi Murugan	XXXXXXX01C	Ph.D	ANNA UNIVERSITY	VLSI	22/11/2021	4.2	Associate Professor	Associate Professor	22/11/2021	Regular	Yes		No
5	Dr.C.Mariyal	XXXXXXX61R	Ph.D	ANNA UNIVERSITY	Embedded System Technology	01/10/2021	4.3	Associate Professor	Associate Professor	01/10/2021	Regular	Yes		No
6	S.Felsitta	XXXXXXX46P	M.E.	ANNA UNIVERSITY	Communication System	26/08/2022	3.5	Assistant Professor	Assistant Professor		Regular	Yes		No
7	A.Anbu rani	XXXXXXX23Q	M.E.	ANNA UNIVERSITY	Communication System	12/06/2023	2.7	Assistant Professor	Assistant Professor		Regular	Yes		No
8	A.Kasiviswanathan	XXXXXXX44G	M.E.	ANNA UNIVERSITY	Avionics	15/06/2011	14.7	Assistant Professor	Assistant Professor		Regular	Yes		No
9	Dr.A.Ahilan	XXXXXXX49R	Ph.D	ANNA UNIVERSITY	VLSI	03/01/2022	4	Associate Professor	Associate Professor		Regular	Yes		No
10	Dr.R.Soundhara raja pandian	XXXXXXX70E	Ph.D	ANNA UNIVERSITY	ICE	14/06/2023	2.7	Assistant Professor	Assistant Professor		Regular	Yes		No
11	Mrs.M.Sundara mahalakshi	XXXXXXX29C	M.E.	ANNA UNIVERSITY	CCE	02/03/2020	5.10	Assistant Professor	Assistant Professor		Regular	Yes		No
12	Mrs.D.Karthika	XXXXXXX67N	M.E.	ANNA UNIVERSITY	VLSI	02/03/2020	5.10	Assistant Professor	Assistant Professor		Regular	Yes		No
13	Mr.Jehovah jireh arputhamoni S	XXXXXXX27P	M.E.	ANNA UNIVERSITY	Applied Electronics	13/04/2022	3.9	Assistant Professor	Assistant Professor		Regular	Yes		No
14	Mr.Gopala krishnan V	XXXXXXX61L	M.E.	ANNA UNIVERSITY	Avionics	06/05/2024	1.8	Assistant Professor	Assistant Professor		Regular	Yes		No
15	Ms.Akshaya V	XXXXXXX87F	M.E.	ANNA UNIVERSITY	Communication System	01/07/2024	1.3	Assistant Professor	Assistant Professor		Regular	No	25/10/2025	No
16	T.Binu	XXXXXXX17P	M.E.	ANNA UNIVERSITY	Communication System	10/07/2024	1.6	Assistant Professor	Assistant Professor		Regular	Yes		No
17	M.Chitra	XXXXXXX38C	M.E.	ANNA UNIVERSITY	ECE	12/08/2024	1.5	Assistant Professor	Assistant Professor		Regular	Yes		No
18	K.Sankarasubbu.K	XXXXXXX26P	M.E.	ANNA UNIVERSITY	Embedded System Technology	15/07/2024	1.6	Assistant Professor	Assistant Professor		Regular	Yes		No
19	Mrs.Merlin prabha M	XXXXXXX70R	M.E.	ANNA UNIVERSITY	Embedded System	04/07/2025	0.7	Assistant Professor	Assistant Professor		Regular	Yes		No
20	Mrs.Lathadevi M	XXXXXXX26P	M.E.	ANNA UNIVERSITY	Communication System	26/11/2022	2.6	Assistant Professor	Assistant Professor		Regular	No	30/05/2025	No

21	Mr.Godwin joe M	XXXXXXX21Q	M.E.	ANNA UNIVERSITY	Avionics	21/06/2011	14.7	Assistant Professor	Assistant Professor		Regular	Yes		No
22	Mrs.Siva Priyatharshini J	XXXXXXX53Q	M.E.	ANNA UNIVERSITY	Communication System	29/01/2025	1	Assistant Professor	Assistant Professor		Regular	Yes		No
23	Mr.K.Jebastin	XXXXXXX96M	M.E.	ANNA UNIVERSITY	Applied Electronics	01/06/2012	11.11	Assistant Professor	Assistant Professor		Regular	No	17/05/2024	No
24	Mr.S.Jesuvaran Samuel	XXXXXXX28R	M.Tech	ANNA UNIVERSITY	Power Electronics and Drivers	27/11/2017	6.6	Assistant Professor	Assistant Professor		Regular	No	06/06/2024	No
25	Dr.T.Rajesh	XXXXXXX44H	Ph.D	ANNA UNIVERSITY	Applied Electronics	01/08/2005	20.6	Assistant Professor	Professor	01/06/2019	Regular	Yes		Yes
26	Dr.S.Sankaralingam	XXXXXXX66F	Ph.D	JADAVPUR UNIVERSITY	Microwave Antennas	06/06/2024	0.11	Professor	Professor		Regular	No	05/06/2025	No
27	Dr.Ajith bosco raj T	XXXXXXX90G	Ph.D	ANNA UNIVERSITY	Control Engineering	02/06/2003	22.8	Assistant Professor	Professor	01/08/2015	Regular	Yes		No
28	Mr.S.Ramraj	XXXXXXX38B	M.Tech	Indian Institute of Science, Bangalore	Instrument Technology	29/05/2017	8.8	Assistant Professor	Assistant Professor		Regular	Yes		No

Table No.C2: Faculty details of Allied Departments for the past 3 years including CAY.

Sr.No	Name of the Faculty	PAN No.	APAAR faculty ID*(if any)	Highest degree	University	Area of Specialization	Date of Joining in this Institution	Experience in years in current institute	Designation at Time Joining in this Institution	Present Designation	The date on which Designated as Professor/ Associate Professor if any	Nature of Association (Regular/ Contract/ Ad hoc)	Currently Associated (Y/N)	In case of NO, Date of Leaving	IS HOD?
1	Dr.B.Shoba	XXXXXXX62E	XXXXXXXXX161	Ph.D	Pondicherry University	Wireless Communication	23/11/2024	1.2	Professor	Professor		Regular	Yes		Yes
2	Mr.K.Suresh	XXXXXXX43G	NA	M.E.	ANNA UNIVERSITY	Industrial Engineering	11/03/2020	5.10	Assistant Professor	Assistant Professor		Regular	Yes		No
3	Mr.S.Ramraj	XXXXXXX38B	XXXXXXXXX523	M.Tech	Indian Institute of Science, Bangalore	Instrument Technology	03/01/2025	1	Assistant Professor	Assistant Professor		Regular	Yes		No

C2. Student-Faculty Ratio (SFR)

No. of UG(Engineering) programs in Department including allied departments/ clusters (UGn):

UG1=1st UG program

UGn=nth UG program

B= No. of Students in UG 2nd year (ST)

C= No. of Students in UG 3rd year (ST)

D= No. of Students in UG 4th year (ST)

No. of PG (Engineering) programs in Department including allied departments/ clusters (PGm):

PG1=1st PG program.

PGm=mth PG program

A= No. of Students in PG 1st year

B= No. of Students in PG 2nd year

Student Faculty Ratio (**SFR**) = S/F

S= No. of students of all programs in the Department including all students of allied departments/clusters.

No. of students (ST)=Sanctioned Intake (SA)+ Actual admitted students via lateral entry including leftover seats (L) if any (limited to 10 % of SA)

Students who admitted under supernumerary quotas (SNQ, EWS, etc) will not be considered in calculating SFR value. Those students are exempted.

F=Total no. of regular or contractual faculty members (Full Time) in the Department, including allied departments/clusters (excluding first year faculty (The faculty members who have a 100% teaching load in the first-year courses)).

No. of UG Programs in the Department1 No. of PG Programs in the Department3

Table No.C2.1: Student-faculty ratio.

Description	CAY(2025-26)	CAYm1 (2024-25)	CAYm2 (2023-24)
UG1.B	95	92	93
UG1.C	92	93	98
UG1.D	93	98	97
UG1: Electronics & Communication Engineering	280	283	288
UG2.B	60	0	0
UG2.C	0	0	0
UG2.D	0	0	0
UG2: Biomedical Engineering	60	0	0
PG1.A	18	18	18
PG1.B	18	18	18
PG1: Applied Electronics	36	36	36
PG2.A	9	9	9
PG2.B	9	9	9
PG2: Avionics Engineering	18	18	18
PG3.A	18	18	18
PG3.B	18	18	18
PG3: Communication Systems	36	36	36
DS=Total no. of students in all UG and PG programs in the Department	370	373	378
AS=Total no. of students of all UG and PG programs in allied departments	60	0	0
S=Total no. of students in the Department (DS) and allied departments (AS)	S1= 430	S2= 373	S3= 378
DF=Total no. of faculty members in the Department	23	24	20
AF= Total no. of faculty members in the allied Departments	3	1	1
F=Total no. of faculty members in the Department (DF) and allied Departments (AF)	F1= 26	F2= 25	F3= 21
FF=The faculty members in F who have a 100% teaching load in the first-year courses	0	0	0
Student Faculty Ratio (SFR)=S/(F-FF)	SFR1= 18.70	SFR2= 18.65	SFR3= 18.90
Average SFR for 3 years	SFR= 18.75		

C3. Faculty Qualification

- Faculty qualification index (FQI) = $2.5 \times [(10X + 4Y)/RF]$ where
- X=No. of faculty members with Ph.D. degree or equivalent as per AICTE/UGC norms.
- Y=No. of faculty members with M. Tech. or ME degree or equivalent as per AICTE/ UGC norms.
- RF=No. of required faculty in the Department including allied Departments to adhere to the 20:1 Student-Faculty ratio, with calculations based on both student numbers and faculty requirements as per section C2 of this documents: (RF=S/20).

Table No.C3.1: Faculty qualification.

Year	X	Y	RF	FQ = $2.5 \times [(10X + 4Y) / RF]$
2025-26(CAY)	8	18	21.00	18.10
2024-25(CAYm1)	8	17	18.00	20.56
2023-24(CAYm2)	7	14	18.00	17.50

C4. Faculty Cadre Proportion

- Faculty Cadre Proportion is 1(RF1): 2(RF2): 6(RF3)
- RF1= No. of Professors required = $1/9 \times$ No. of Faculty required to comply with 20:1 Student-Faculty ratio based on no. of students (S) as per C2 of this documents:.
- RF2= No. of Associate Professors required = $2/9 \times$ No. of Faculty required to comply with 20:1 Student-Faculty ratio based on no. of students (S) as per section C2 of this documents:.
- RF3= No. of Assistant Professors required = $6/9 \times$ No. of Faculty required to comply with 20:1 Student-Faculty ratio based on no. of students (S) as per section C2 of this documents:.
- Faculty cadre and qualification and experience should be as per AICTE/UGC norms.

Table No.C4.1: Faculty cadre proportion details.

Year	Professors		Associate Professors		Assistant Professors	
	Required RF1	Available AF1	Required RF2	Available AF1	Required RF3	Available AF3
2025-26	2.00	4.00	4.00	3.00	13.00	19.00
2024-25	1.00	4.00	3.00	3.00	11.00	18.00
2023-24	1.00	3.00	3.00	3.00	11.00	15.00
Average	RF1=1.33	AF1=3.67	RF2=3.33	AF2=3.00	RF2=11.67	AF2=17.33

C5. Visiting/Adjunct Faculty/Professor of Practice

Table No. C5.1: List of visiting/adjunct faculty/professor of practice and their teaching and practical loads.

(CAYm1)

S.No	Name of the Person	Designation	Organization	Name of the Course	No. of hours handled
1	Mr.M. Rose Cyril Xavier	Former Assistant General Manager	BSNL, Nagercoil	EC640204- Communication Theory with practical components	30.00
2	Mr.M. Rose Cyril Xavier	Assistant General Manager	BSNL, Tirunelveli	EC650208- Digital Signal Processing	25.00

(CAYm2)

S.No	Name of the Person	Designation	Organization	Name of the Course	No. of hours handled
1	Mr.M. Rose Cyril Xavier	Former Assistant General Manager	BSNL, Nagercoil	EC640206- Transmission Lines and waveguides	30.00
2	Mr.M. Rose Cyril Xavier	Assistant General Manager	BSNL, Tirunelveli	505014- Digital Communication	25.00

(CAYm3)

S.No	Name of the Person	Designation	Organization	Name of the Course	No. of hours handled
1	Mr.M. Rose Cyril Xavier	Former Assistant General Manager	BSNL, Nagercoil	505006 Transmission Lines and Wave Guides	30.00
2	Mr.M. Rose Cyril Xavier	Former Assistant General Manager	BSNL, Nagercoil	505019-Fiber optic communication	25.00

C6. Academic Research

Table No. C6.1: Faculty publication details.

S.No.	Item	2024-25 (CAYm1)	2023-24 (CAYm2)	2022-23 (CAYm3)
1	No. of peer reviewed journal papers published	40	43	35
2	No. of peer reviewed conference papers published	3	7	6
3	No. of books/book chapters published	1	0	1

C7. Sponsored Research Project

Table No. C7.1: List of sponsored research projects received from external agencies.

(CAYm1)

(CAYm2)

(CAYm3)

Total Amount (Lacs) Received for the Past 3 Years: NIL

Note*:

- Only sponsored research projects will be considered. Infrastructure-based projects will not be considered here.

C8. Consultancy Work

Table No. C8.1: List of consultancy projects received from external agencies.

(CAYm1)

(CAYm2)

(CAYm3)

Total amount (Lacs) received for the past 3 years:

Note*:

- Only consultancy projects will be considered. Infrastructure-based projects will not be considered here.

C9. Institution Seed Money or Internal Research Grant to its Faculty for Research Work

Table No. C9.1: List of faculty members received seed money or internal research grant from the Institution.

(CAYm1)

Faculty name	Project title/ Support for Activity	Duration of the project	Amount(Lacs) i.e. 15,25,000=15.25	Amount Utilized(Lacs) i.e. 15,25,000=15.25	Outcomes of the project
Dr. P. Rathika	Development of an forecasting Model for a smart Short Term Seasonal Energy Demand Using ML	2 Years	1.40	1.40	Publication
			Amount received (Rs.): 1.40		

(CAYm2)

Faculty name	Project title/ Support for Activity	Duration of the project	Amount(Lacs) i.e. 15,25,000=15.25	Amount Utilized(Lacs) i.e. 15,25,000=15.25	Outcomes of the project
Dr K. Sakthi Murugan	Optimised Group-centric Data Routing in Heterogeneous Wireless Sensor Networks	2 Years	1.20	1.20	Publication
			Amount received (Rs.): 1.20		

(CAYm3)

Faculty name	Project title/ Support for Activity	Duration of the project	Amount(Lacs) i.e. 15,25,000=15.25	Amount Utilized(Lacs) i.e. 15,25,000=15.25	Outcomes of the project
Dr. T. Rajesh	Rough set theory and feed forward neural network based brain tumor detection	2 Years	1.46	1.46	Publication
			Amount received (Rs.): 1.46		

Total amount (Lacs) received for the past 3 years : 4.06

PART D: Laboratory Infrastructure in the Department

(Data to be filled in for the Department)

D1. Adequate and Well-Equipped Laboratories, and Technical Manpower

Table No.D1.1: List of laboratories and technical manpower.

Sr. No	Name of the Laboratory	Number of students per set up(Batch Size)	Name of the Important Equipment	Weekly utilization status(all the courses for which the lab is utilized)	Technical Manpower Support		
					Name of the Technical staff	Designation	Qualification
1	EDC Lab	30	1.Voltmeter(0-50)V 2.Voltmeter(0-20)V 3.Voltmeter(0-1)V 3.Ammeter(0-20)MA 4. Ammeter(0-20)ua 5.Ammeter(0-100)MA 6. CRO 7. DSO 8. DMM 9. DMM 10. DMM	12 Hours	Mrs.Subasree	Lab Technician	B.E.
2	Communication Systems Lab	30	1.A.M Modulation &Demodulation Kit 2.FM Modulation &Demodulation Kit 3.FSK Modulation &Demodulation Kit 4.CSK Modulation &Demodulation Kit 5.TDMA	12 Hours	Mr.Thangraj	Lab Technician	B.E
3	Optical Lab	30	1.Optical Trainer Kits 2.Patch Cards 3.Optical Fiber 4.DSO 5.Probes 6.Splicing Kit 7.Receiver and Transmitter 8. LED and Photo Diode 9. Digital Fiber 10. Fiber Link Kit	12 Hours	Mr.G.Subasree	Lab Technician	B.E
4	Digital Signal Processing Lab	30	1.Computer System per 1 2. Mat lab Software 2024-licence for 30 User 3.DSP Kits 4.TMS320(EB&LC) 5.TMS320 Starter Kit 6. PIC Micro Controller Kit	12 Hours	Mr.Thangraj	Lab Technician	B.E
5	VLSI Lab	30	1.FPGA Kit 2.FOSS Quartus 3.LTspices 4.Personal Computer-30No.s	12 Hours	Mr.G.Subasree	Lab Technician	B.E

6	Microprocessor and Microcontroller Lab	30	1. Microprocessor 8086 Kit 2. Microprocessor 8085 Kit 3. Microcontroller 8051 Kit 4. LED interfacing kits 5. LCD Interfacing Kit 6. DAC Interfacing Kit 7. ADC Interfacing Kit	12 Hours	Mr.Thangraj	Lab Technician	B.E
---	--	----	--	----------	-------------	----------------	-----

D2. Safety Measures in Laboratories

Table No. D2.1: List of various safety measures in laboratories.

Sr. No	Laboratory Name	Safety Measures
1	EDC Lab	1. Students wear lab aprons and safety shoes 2. First aid box and Fire extinguisher are kept in the laboratory 3. Electric wires are properly insulated 4. Leather gloves are provided for safety. 5. Fire hose reel and Fire Sand Bucket are available in the laboratory. 6. Loose clothing and jewellery are prohibited; long hair must be secured in buns to prevent entanglement. 7. CRO is safety and correctly Setting is maintained. 8. Bread board is well checked, before it is used. 9. MCB boards are fixed to avoid overloading and short circuiting in the lab. 10. Proper Earthing is done for Electrical safety.
2	Communication Systems Lab	1. Students wear lab aprons and safety shoes 2. First aid box and Fire extinguisher are kept in the laboratory 3. Electric wires are properly insulated. 4. Loose clothing and jewellery are prohibited; long hair must be secured in buns to prevent entanglement. 5. General rules of conduct are displayed. 6. MCB boards are fixed to avoid overloading and short circuiting in the lab. 7. CRO is safety maintained and Setting is correctly manaeer.
3	Optical Lab	1. Students wear lab aprons and safety shoes 2. First aid box and Fire extinguisher are kept in the laboratory 3. Electric wires are properly insulated. 4. Loose clothing and jewellery are prohibited; long hair must be secured in buns to prevent entanglement. 5. General rules of conduct are displayed. 6. MCB boards are fixed to avoid overloading and short circuiting in the lab. 7. CRO is safety maintained and Setting is correctly manne
4	Digital Signal Processing Lab	1. Students wear lab aprons and safety shoes 2. First aid box and Fire extinguisher are kept in the laboratory 3. Electric wires are properly insulated. 4. Loose clothing and jewellery are prohibited; long hair must be secured in buns to prevent entanglement. 5. General rules of conduct are displayed. 6. MCB boards are fixed to avoid overloading and short circuiting in the lab. 7. CRO is safety maintained and Setting is correctly manner
5	VLSI Lab	1. Students wear lab aprons and safety shoes 2. First aid box and Fire extinguisher are kept in the laboratory 3. Electric wires are properly insulated. 4. Leather gloves are provided for safety. 5. Loose clothing and jewellery are prohibited; long hair must be secured in buns to prevent entanglement. 6. General rules of conduct are displayed. 7. MCB boards are fixed to avoid overloading and short circuiting in the lab. 8. Proper Earthing is done for Electrical safety.
6	Microprocessor and Microcontroller Lab	1. Students wear lab aprons and safety shoes 2. First aid box and Fire extinguisher are kept in the laboratory 3. Electric wires are properly insulated. 4. Leather gloves are provided for safety. 5. Fire hose reel and Fire Sand Bucket are available in the laboratory. 6. Loose clothing and jewellery are prohibited; long hair must be secured in buns to prevent entanglement. 7. General rules of conduct are displayed. 8. MCB boards are fixed to avoid overloading and short circuiting in the lab. 9. Proper Earthing is done for Electrical safety.

D3. Project Laboratory/Research Laboratory

The project laboratory serves as a dedicated space for students to complete their major and mini projects. Students can carry their project in core and multi discipline domains.

7.5.1 Project Lab Objectives:

- Provide the space and resources needed for students to complete projects.
- Develop prototypes based on design engineering concepts.
- Carry out projects related to societal problems.
- Accomplish Engineering Projects in Community Service.




Figure 7.4.1:



Figure 7.4.2:




Figure 7.4.3:




Figure 7.4.4:




Figure 7.4.5:




Figure 7.4.6:



Figure 7.4.7:








Figure 7.4.8



Figure 7.4.9:

S. No.	Lab Name	Equipment Details	Facility in the Lab	Utilization	Photograph
1	Project Lab	Embedded Kit	Tools such as Personal Computer and Programming Interfacing with Core ARM software are provided on Upload equipped with Microcontroller Kit.	Utilized by B.E. final year and for their major and Mini projects.	 <p>Figure 7.4.10:</p>
2.		Microcontroller 8051	Tools such as Personal Computer and Programming Interfacing with Keil's 8051 software are provided on Upload the Assembly Language equipped with Kit.	Utilized by B.E. final year students for their major and Mini projects.	 <p>Figure 7.4.11:</p>
3		Gas leaky Sensor and Special Microcontroller	Tools such as Sensors are Gas leaky, fire, DHT11,HC-SR04 ,etc. integrated and connected with Special Microprocessor, such Arduino as Hardware and IDE software.	Utilized by B.E. final year students for their major and mini projects	 <p>Figure 7.4.12:</p>
4.		Cloud Computing	Tools such as Big storage with connected Wi-Fi. We can get the data any were from Long Distances	Utilized by B.E. final year students for their major and mini projects	 <p>Figure7.4.13</p>

PART E: First Year faculty and financial Resources

(Data to be filled in for the first year course faculty and budget allocation and utilization)

Table No. E1.1: FYSFR details.

Year	Sanctioned intake of all UG programs (S4)	No. of required faculty (RF4= S4/20)	No. of faculty members in Basic Science Courses & Humanities and Social Sciences including Management courses (NS1)	No. of faculty members in Engineering Science Courses (NS2)	Percentage= No. of faculty members ((NS1*0.8) + (NS2*0.2))/(No. of required faculty (RF4)); Percentage= ((NS1*0.8) +(NS2*0.2))/RF
2023-24(CAYm2)	570	28	18	24	69
2024-25(CAYm1)	690	34	17	27	56
2025-26(CAY)	690	34	22	29	69

E2. Budget Allocation, Utilization, and Public Accounting at Institute Level

Table No. E2.1: Budget and actual expenditure incurred at Institute level.

Items	Budgeted in 2025-26	Actual Expenses in 2025-26 till	Budgeted in 2024-25	Actual Expenses in 2024-25 till	Budgeted in 2023-24	Actual Expenses in 2023-24 till	Budgeted in 2022-23	Actual Expenses in 2022-23 till
Infrastructure Built-Up //	100.00	98.83	45.00	40.37	120.00	117.41	140.00	136.32
Library //	15.00	13.34	17.00	15.64	16.00	15.66	15.00	12.87
Laboratory equipment //	60.00	54.15	60.00	55.69	40.00	39.12	57.00	54.09
Teaching and non-teaching staff salary //	800.00	794.52	775.00	756.42	700.00	677.16	700.00	680.80
Outreach Programs //	0.25	0.15	0.10	0.04	1.00	0.92	0.25	0.21
R&D //	14.00	11.80	14.00	11.89	10.00	7.35	15.00	13.23
Training, Placement and Industry linkage //	62.00	59.78	60.00	56.26	40.00	31.99	35.00	28.60
SDGs //	110.00	101.21	110.00	114.13	110.00	113.40	260.00	258.35
Entrepreneurship //	8.00	6.83	6.00	3.55	4.00	3.24	10.00	8.66
Others, specify //	600.00	580.00	510.00	500.38	600.00	578.58	400.00	393.05
Total	1769.25	1720.61	1597.10	1554.37	1641.00	1584.83	1632.25	1586.18

E3. Budget Allocation, Utilization, and Public Accounting at Program Specific Level

Table No. E3.1: Budget and actual expenditure incurred at program level.

Items	Budgeted in 2025-26	Actual Expenses in 2025-26 till	Budgeted in 2024-25	Actual Expenses in 2024-25 till	Budgeted in 2023-24	Actual Expenses in 2023-24 till	Budgeted in 2022-23	Actual Expenses in 2022-23 till
Laboratory equipment //	1200000	1142769	121000	110000	150000	135000	138000	125000

Software //	300000	250000	13000	11739	48000	43891	20000	18000
SDGs //	1000000	920650	1100000	1087477	67000	611853	1400000	1286654
Support for faculty development //	71500	65000	56000	51672	51000	46901	31000	28158
R & D //	150000	145000	148000	135000	120000	115000	138000	125000
Industrial Training, Industry expert, Internship //	60000	55420	84000	76550	31000	28682	39000	35623
Miscellaneous Expenses* //	8000000	7859381	9500000	8666936	7900000	7224166	7750000	7044641
Total	10781500	10438220	11022000	10139374	8367000	8205493	9516000	8663076